

# Aptima® Unisex Swab Specimen Collection Kit

## Female collection procedure guide



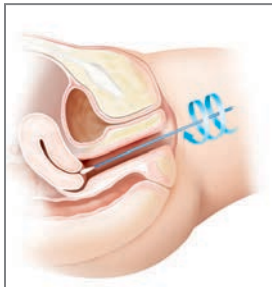
### Collection for endocervical swab specimens



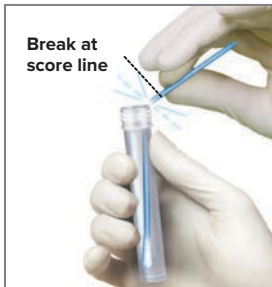
Use cleaning swab (white shaft swab with red printing) to remove excess mucus from cervical os and surrounding mucosa. Discard this swab.

#### Swab specimen collection guide for:

- *Chlamydia trachomatis* (CT)
- *Neisseria gonorrhoeae* (NG)
- *Trichomonas vaginalis* (TV)



Insert collection swab (blue shaft swab with green printing) into endocervical canal. Gently rotate swab clockwise for 10 to 30 seconds to help ensure adequate sampling. Withdraw swab carefully; avoid any contact with vaginal mucosa.



While holding swab in hand, unscrew the tube cap. Do not spill tube contents. **If the tube contents are spilled, discard and replace with a new Aptima unisex swab transport tube.** Carefully break the swab shaft at the score line against the side of the tube. Discard top portion of swab shaft.



Re-cap swab specimen transport tube tightly.

### Specimen Transport and Storage

- After collection, transport and store swab in the unisex specimen transport tube between 2°C to 30°C until tested.
- Specimens must be assayed with the Aptima assay for CT/NG and/or TV within 60 days of collection.
- If longer storage is needed, freeze between -20°C to -70°C for up to 12 months after collection in the Aptima unisex specimen transport tube.



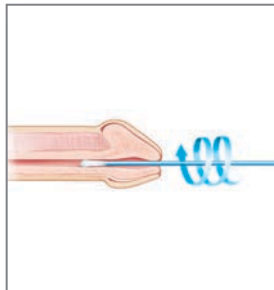
# Aptima® Unisex Swab Specimen Collection Kit

## Male collection procedure guide



### Collection for male urethral swab specimens

Patient should not have urinated for at least 1 hour prior to specimen collection.

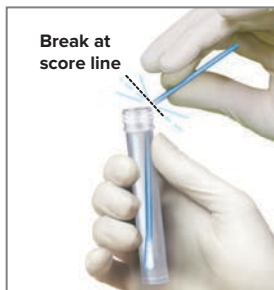


**Discard cleaning swab (white shaft with red print on label).** The cleaning swab is NOT needed for male specimen collection.

Insert specimen collection swab (blue shaft swab with green printing) 2 cm to 4 cm into urethra. Gently rotate swab clockwise for 2 to 3 seconds in urethra to help ensure adequate sampling. Withdraw swab carefully.

#### Swab specimen collection guide for:

- *Chlamydia trachomatis* (CT)
- *Neisseria gonorrhoeae* (NG)



While holding swab in hand, unscrew tube cap. Do not spill tube contents. **If tube contents are spilled, discard and replace with a new Aptima unisex swab transport tube.**

Carefully break the swab shaft at the score line against the side of the tube. Discard top portion of swab shaft.



Re-cap swab specimen transport tube tightly.

### Specimen Transport and Storage

- After collection, transport and store swab in the unisex specimen transport tube between 2°C to 30°C until tested.
- Specimens must be assayed with the Aptima assay for CT/NG and/or TV within 60 days of collection.
- If longer storage is needed, freeze between -20°C to -70°C for up to 12 months after collection in the Aptima unisex specimen transport tube.

Hologic provides this collection procedure guide as a general informational tool only; it is not an affirmative instruction or guarantee of performance. It is the sole responsibility of the laboratory to read and understand the appropriate package insert and comply with applicable local, state and federal rules and regulations.

[hologic.com](http://hologic.com) | [diagnostic.solutions@hologic.com](mailto:diagnostic.solutions@hologic.com) | 888.484.4747

DS-01696-001 Rev. 002 © 2017 Hologic, Inc. All rights reserved. Hologic, The Science of Sure, Aptima and associated logos are trademarks and/or registered trademarks of Hologic, Inc. and/or its subsidiaries in the United States and/or other countries. This information is intended for medical professionals in the U.S. and is not intended as a product solicitation or promotion where such activities are prohibited. Because Hologic materials are distributed through websites, eBroadcasts and tradeshow, it is not always possible to control where such materials appear. For specific information on what products are available for sale in a particular country, please contact your local Hologic representative or write to [diagnostic.solutions@hologic.com](mailto:diagnostic.solutions@hologic.com).

For more information, contact Laboratory Alliance of Central New York • 315-461-3008  
1304 Buckley Road, Suite 300, Syracuse, N.Y. 13212 • [www.laboratoryalliance.com](http://www.laboratoryalliance.com)

